

 <b>Ashwini</b> Rural Medical College <small>Hospital - Research &amp; Centre</small>	<h1>Care of Patients</h1>	Document ID	ARMCH/COP/01
		NABH:	COP 1,2,3,4,5,6,7,8
		Issue Date:	01.04.2022
		Version No.	1.5


## Care of Patients

### NABH Accreditation Standards for Hospital

Approval Sheet:

Name of the Policy & Procedure	<b>Care of Patients</b>		
Approved By	Management Representative	Date: 1 <sup>st</sup> April 2022	Sign: 
Issued By	NABH Co - Ordinator	Date: 1 <sup>st</sup> April 2022	Sign: 


**CONTROLLED**

	<h2>Care of Patients</h2>	Document ID	ARMCH/COP/01
		NABH:	COP 1,2,3,4,5,6,7,8
		Issue Date:	01.04.2022
		Version No.	1.5

### Document Control Log

Sl. No	Version No.	Issue Date	Change Description / Comments	Issued By	Approved By
1.	1.0	01.01.2016	First release	Quality Co-Ordinator	MR
2.	1.1	01.04.2018	Annual Review of Policy & Procedures	Quality Co-Ordinator	MR
3.	1.2	01.04.2019	Annual Review of Policy & Procedures	Quality Co-Ordinator	MR
4.	1.3	01.04.2020	Annual Review of Policy & Procedures	Quality Co-Ordinator	MR
5.	1.4	01.04.2021	Annual Review of Policy & Procedures	Quality Co-Ordinator	MR
6.	1.5	01.04.2022	Page No. 32 Policy & protocol for pre anaesthetist check-up	Quality Co-Ordinator	MR

CONTROLLED

	<h2>Care of Patients</h2>	Document ID	ARMCH/COP/01
		NABH:	COP 1,2,3,4,5,6,7,8
		Issue Date:	01.04.2022
		Version No.	1.5

### Conditions


This document is the property of ARMCH and may not be reproduced, by any means, in whole or in part, without prior written permission of ARMCH

This document is provided with the understanding that it contains proprietary information of ARMCH and will be confined to its employees and clients, and that no part of its contents will be disclosed to third parties.

ARMCH recognizes copyright, trademarks, registrations and intellectual property rights of certain third parties whose work is included or may be referred to in this document.

The content of this document does not constitute a contractual agreement and ARMCH accepts no obligations associated with this document except as expressly agreed in writing. The information contained in this document is subject to change. All rights reserved.


**CONTROLLED**

	<h1>Care of Patients</h1>	Document ID	ARMCH/COP/01
		NABH:	COP 1,2,3,4,5,6,7,8
		Issue Date:	01.04.2022
		Version No.	1.5

## TABLE OF CONTENT

COP 1 – Policy on Uniform Care of Patients .....	5
COP 2 – Policies & Procedures on Emergency Services .....	7
COP 3 – Policies & procedures on Rational use of Blood & Blood Products .....	14
COP 4 – Policies & Procedures on Care of Patients in ICU .....	18
COP 5 – Polices & Procedures on Care of Obstetric Patients .....	24
COP 6 – Polices & Procedures on Care of Pediatric Patients .....	28
COP 7 – Polices & Procedures on Care of Patients Requiring Anesthesia .....	31
COP 8 – Polices & Procedures on Surgical Care of Patients.....	39

**CONTROLLED**

	<h1>Care of Patients</h1>	Document ID	ARMCH/COP/01
		NABH:	COP 1,2,3,4,5,6,7,8
		Issue Date:	01.04.2022
		Version No.	1.5

## COP 1 – Policy on Uniform Care of Patients

### 1. Purpose

To delineate policy for the planning and providing of uniform patient care, for following clinical practice guidelines in line with the laws and regulations prevailing in India.

### 2. Scope


To ensure uniform care to all patients using the services of the hospital. The scope includes policies and procedures for:

- The care of Emergency Patients (COP.2)
- Use of Blood and Blood Products (COP.3)
- Care of ICU & High Dependency Unit patients (COP.4)
- Care of Obstetric patients (COP.5)
- Care of Pediatrics Patients (COP.6)
- Care of patients administration of anesthesia (COP.7)
- Care of patients undergoing surgical procedures (COP.8)

### 3. Abbreviation

Acronyms	Description
ARMCH	Ashwini Rural Medical College Hospital & Research Centre
COP	Care of Patients
OPD	Outpatient Department
IPD	Inpatient Department
OT	Operation Theatre
ICU	Intensive Care Unit
NABH	National Accreditation Board For Hospitals and Healthcare providers
QMS	Quality Management System

**CONTROLLED**

	<h2>Care of Patients</h2>	Document ID	ARMCH/COP/01
		NABH:	COP 1,2,3,4,5,6,7,8
		Issue Date:	01.04.2022
		Version No.	1.5

#### 4. Policy


##### Uniform Care of Patients

- The planning and provision of care shall be based on individual patient assessment and shall focus on the patient's response to actual or potential alterations to health.
- All patients are treated alike irrespective of their religion, cast, social status, financial ability etc. The safety of all patients seeking health care at this hospital is the prime responsibility of this hospital. A uniform patient care system is laid down in all areas so as to provide excellent service
- Similar care is given in different settings which are guided by applicable laws and regulations; care delivery shall be uniform in emergency and ambulance services, Cardio Pulmonary Resuscitation, while using blood and blood products, during care of patients in the ICUs, and other high dependency areas, Post-surgical recovery rooms, etc.
- ARMCH has the policy for delivering uniform care to all patients irrespective of the care setting right from the admission to discharge for IPD cases, in OPD services and emergency services.
- Laboratory facilities, OT facility, Diagnostics, Nursing Care are uniformly provided to all patients irrespective of category of patients.
- All protocols are uniformly given in the same manner to all patients irrespective of the category status.
- Uniform care is guided by applicable laws & regulations.
- It is further ensured that the care and treatment orders are legibly signed and dated by the concerned doctors and nurses, the main idea being that the authors of these orders are identifiable by all and the chronology of care process is maintained.
- Clinical practice guidelines are adopted to guide patient care whenever possible.

#### 5. Reference

Chapter 2 – Care of Patients – NABH Accreditation Standards for Hospitals, Fifth Edition, April 2020

**CONTROLLED**

	<h2>Care of Patients</h2>	Document ID	ARMCH/COP/01
		NABH:	COP 1,2,3,4,5,6,7,8
		Issue Date:	01.04.2022
		Version No.	1.5

### COP 2 – Policies & Procedures on Emergency Services

#### 1. Purpose

Policies and procedures guide the admission of patients coming to the emergency department of ARMCH.

#### 2. Scope

All patients coming to the emergency department for care


#### 3. Abbreviation

Acronyms	Description
ARMCH	Ashwini Rural Medical College Hospital & Research Centre
COP	Care of Patients
CMO	Casualty Medical Officer
HCF	Health Care Facility
NABH	National Accreditation Board For Hospitals and Healthcare providers
QMS	Quality Management System

#### 4. Procedure

- The hospital has established procedures to handle emergency care patients including MLC cases.
- The staff is trained to take care of emergency patients in consonance with the scope of services of the hospital
- Admission or discharge to home or transfers to other hospitals are documented.
- The hospital has in house ambulance services. It is ensured that the ambulances are appropriately equipped. The ambulance personnel will also be trained and the records of the same will be retained.

**CONTROLLED**

	<h2>Care of Patients</h2>	Document ID	ARMCH/COP/01
		NABH:	COP 1,2,3,4,5,6,7,8
		Issue Date:	01.04.2022
		Version No.	1.5


### Reception of Patient

- Emergency staff shall ensure availability of wheelchairs and stretcher trolleys at the Emergency room (ER) main door.
- In cases where the patient is unaccompanied / unconscious, life, sight and limb saving measures shall be instituted.
- After examining the patient and immediate resuscitative and stabilization care, the Casualty Medical Officer (CMO) shall contact the Consultant on-call in the relevant specialty by means of the telephone. CMO shall apprise the Consultant of the patient's condition and take instructions regarding investigations and treatment.
- CMO advises admission if required and the registration staff is informed. A patient is to be admitted only when the Consultant advises admission.

### Handling Medico Legal Cases

- All cases of accidents, attempted suicide, homicide, Death occurring under suspicious conditions, Rape, Assault, snake bite shall be registered as medico legal cases (MLC).
- All cases registered as medico legal in hospitals where he/she reported first must also be registered as Medico legal and the MLC sheet is recorded on the case file.
- Any case of a cognizable offense as mentioned above even if brought at a later date by the police must be informed and the case registered as medico legal.
- When a case identified as medico legal is brought to Emergency Dept. CMO shall provide medical care as required.
- Emergency staff shall inform the OPD / IPD Counter staff who will intimate the police. The time of call and the police personnel spoken to shall also be documented in the front office register.
- MLC Form shall be filled by CMO in duplicate (one copy for Medical Records Dept. and one for the Police) MLC report shall be completed and signed as soon as possible after the patient arrives in Emergency and in all cases before the CMO goes off duty. CMO shall not be relieved until MLC reports for patients managed in the tenure of duty are completed.
- An entry must be made in MLC intimation report in case the patient is already registered as Medico legal in another hospital.

**CONTROLLED**

	<h2>Care of Patients</h2>	Document ID	ARMCH/COP/01
		NABH:	COP 1,2,3,4,5,6,7,8
		Issue Date:	01.04.2022
		Version No.	1.5

### Triaging

- Through regular modules, held for both Doctors and nursing staff, the staff shall be trained in the technique of Triaging.
- The policy of prioritizing patients is based on the urgency of their individual need for medical care.
- Under normal working conditions, patients shall be triaged and allotted beds in the ER as per the urgency of their medical needs.
- During external disasters (Code Red) patients shall be triaged as Red, Yellow, Green and Black according to the following criteria:

#### Red

First Priority, Most urgent, Life-threatening shock or hypoxia is present or imminent, but patient can be stabilized and, if given immediate care, shall probably survive.

#### Examples Red:


- ✓ Compromised airway
- ✓ Respiratory arrest or severe respiratory distress or SpO<sub>2</sub> < 90
- ✓ Cardiac arrest
- ✓ Hypotension (BP < 90 mm Hg)
- ✓ Trauma patient who is unresponsive or requires immediate fluid resuscitation
- ✓ Overdose with a respiratory rate of 6.
- ✓ Severe bradycardia or tachycardia with signs of hypoperfusion.
- ✓ Chest pain, pale, diaphoretic, blood pressure 70/palp.
- ✓ Anaphylactic reaction.
- ✓ Baby that is flaccid.
- ✓ Hypoglycemia with a change in mental status.

#### Yellow

Second Priority, Urgent, Injuries have systemic implications or effects, but patient is not yet in life threatening shock or hypoxia; although systemic decline shall ensue and given appropriate care, patient seems able to withstand a 45 to 60 minute wait without immediate risk.

Examples of Yellow: Following diagnosis with stable blood pressure. Tachycardia / dyspnea may or may not be present

**CONTROLLED**

 <p><b>Ashwini</b> Rural Medical College Hospital &amp; Research Centre</p>	<h2>Care of Patients</h2>	Document ID	ARMCH/COP/01
		NABH:	COP 1,2,3,4,5,6,7,8
		Issue Date:	01.04.2022
		Version No.	1.5

- ✓ Acute abdominal pain
- ✓ Gastro-intestinal bleeding
- ✓ Acute arterial occlusion
- ✓ Fever in immuno-compromised patients
- ✓ Testicular torsion
- ✓ Acute renal failure
- ✓ Ectopic pregnancy
- ✓ Spontaneous abortion
- ✓ Rule out meningitis
- ✓ Acute Cerebro-vascular accident
- ✓ Vomiting / diarrhea in children
- ✓ Acute asthmatic attack
- ✓ Pleural effusion
- ✓ Spontaneous pneumothorax
- ✓ Road traffic accident with transient loss of consciousness.

### Green

Third Priority, Non-urgent, Injuries are localized and without immediate systemic implications; with a minimum of care, patient generally does not deteriorate for upto several hours.

### Black


Dead, No distinction can be made between clinical and biologic death in a mass casualty incident, and any unresponsive patient who has no spontaneous ventilation or circulation is classified as dead.

The above color coded ID Bands shall be used during a Code Red.

### Transfer of Patients for Diagnostic tests/other hospitals


- To aid clinical diagnosis, samples are collected and sent to various labs for analysis and reporting. Reports shall be sent back to the emergency on a priority basis.
- Screening and diagnostic tests shall be recommended and carried out as and when required in the Triage, keeping in mind the patient's immediate medical needs, for example, in the case of a head injury, the CMO shall have to make a quick appraisal of the criticality of the case and recommend an X-Ray or a CT Scan if he so decides. Tests are also carried out in concurrence with the consultant for arriving at the clinical diagnosis.

**CONTROLLED**

	<h2>Care of Patients</h2>	Document ID	ARMCH/COP/01
		NABH:	COP 1,2,3,4,5,6,7,8
		Issue Date:	01.04.2022
		Version No.	1.5


- Patient information is transferred between CMOs, nurses and other staff – whether concerning transfer, transport or medical condition- from one shift to the next through detailed handovers, which include written or verbal communication.
- The information includes medical status of the patient, the treating doctor's comments, the CMO's notes, and special information like transport and transfer information, discharge information, etc.
- When a transfer within the hospital is done, the patient's condition is communicated to the consultant/ duty doctor of the area where the patient is being transferred to. The medical condition of the patient, his medical care requirements and the reason for his transfer is communicated to the concerned person by the CMO
- Post-surgery patients are kept in recovery area till they recover from the effect of Anaesthesia and become fit to be transferred to intermediate care (ward/room). In recovery area, the patient is under observation of Anaesthesiologist and his/her physiological parameters are being monitored. While transferring the patient out of recovery, it is critical to ascertain that the patient is in a right physiological condition and it is safe to shift him/her to ward/room. To ascertain this, appropriate criteria must be applied to assess the patient's condition.
- The criteria that can be used for this purpose are described below. Aldrete method can be used to score these criteria and base the decision on total score.
  1. Consciousness level – Ability of patient to respond to verbal instructions and answer the questions. Patient should be oriented to their surroundings. They should be able to cough, when asked.

**CONTROLLED**

	<h2>Care of Patients</h2>	Document ID	ARMCH/COP/01
		NABH:	COP 1,2,3,4,5,6,7,8
		Issue Date:	01.04.2022
		Version No.	1.5

- 2. Activity – The patient should be able to move all limbs on instructions. All possible movements should be achieved (except the limitations due to bandages, or surgical interventions).
- 3. Respiration – The patient should have 10-20 breathes per minutes (in adults), with no extra effort. Higher rate of breathing is required in children (up-to 40, depending upon the age). The SpO<sub>2</sub> level must be more than 95%. The gas exchange must be adequate as assessed clinically or in some patients through a arterial line blood gas sampling
- 4. Circulation – Adequate perfusion of all the organs, measured through BP level, urine output, heart rate and clinical examination of skin, hands and feet. The BP should be within 10-20% of his/her pre-operative baseline BP level. Heart rate should be 60-90 beats per minute and urine output at 0.5-1.0ml per kilogram of bodyweight per hour.
- 5. Pain – Pain should be in control and up-to the level that doesn't affects patient's comfort. A simple pain assessment scale must be used for this purpose. The patients must be able to take a deep breath or cough without any pain in chest region.
- 6. Surgical bleeding – The bleeding from surgical site should be within expected limit and change of dressing should not be required. Continuous bleeding may lead to fluid imbalance.

**CONTROLLED**

	<h1>Care of Patients</h1>	Document ID	ARMCH/COP/01
		NABH:	COP 1,2,3,4,5,6,7,8
		Issue Date:	01.04.2022
		Version No.	1.5

- 7. Nausea and Vomiting – Patient should not have any retching or vomiting or feeling of nausea.

### Ambulance Services


#### Procedure

- The ambulance services of the hospital are in house (BLS) where as cardiac ambulance has been outsourced.

#### 5. Reference

- Chapter 2 – Care of Patients - NABH Accreditation Standards for Hospitals, Fifth Edition, April 2020
- Hospital Manual – Emergency Department Manual (ARMCH/MED/MAN/EMER MANUAL)
- Hospital Manual – Ambulance Manual (ARMCH/ADMIN/MAN/AMBULANCE)

**CONTROLLED**

 <b>Ashwini</b> Rural Medical College <small>Established in 1982</small>	<h1>Care of Patients</h1>	Document ID	ARMCH/COP/01
		NABH:	COP 1,2,3,4,5,6,7,8
		Issue Date:	01.04.2022
		Version No.	1.5

COP 3 – Policies & procedures on Rational use of Blood & Blood Products

1. Purpose

To define policies for rational use of blood and blood products

2. Scope

All the blood and blood products transfusion services

3. Responsibility

Doctors, Nursing staff & Blood transfusion committee


4. Abbreviation

Acronyms	Description
ARMCH	Ashwini Rural Medical College Hospital & Research Centre
COP	Care of Patients
NABH	National Accreditation Board For Hospitals and Healthcare providers
QMS	Quality Management System

5. Policy

- All activities related to the transfusion of blood should be in accordance with the Drugs and Cosmetics Act, 1945 issued by the Government of India., and NACO guide lines.
- A blood transfusion has the potential to be a hazardous and hence a transfusion should only be given if the potential clinical benefits outweigh the potential risks to the patients.
- The blood and blood components that are processed and issued only in the licensed blood bank and by trained and authorized personnel. The process and monitoring of the transfusion reaction process will be done only by nursing staff and medical officers authorized and suitably trained.
- Without any requisition from medical staff, blood bag or any type of component shall not be issued to the recipient

**CONTROLLED**


	<h2>Care of Patients</h2>	Document ID	ARMCH/COP/01
		NABH:	COP 1,2,3,4,5,6,7,8
		Issue Date:	01.04.2022
		Version No.	1.5

- At the time of transfusion consent for transfusion shall be obtained by the staff nurse after explaining the benefits and the risks involved in transfusion.
- All transfusion processes will be monitored for adverse reactions, both hemolytic and non-hemolytic and all adverse outcomes are suitably documented and appropriately treated. All blood bags issued by the blood bank are traceable and such records are maintained by blood bank medical officer
- Any type of blood bag once issued will not be accepted if returned to the Blood bank.
- On emergency blood will be issued after cross matching
- All HIV, Hepatitis positive samples of blood shall be discarded as per Biomedical waste handling rules.
  
- **Applicable Laws And Regulations:**
  - ✓ Drugs and Cosmetics Rules, 1945 Part X B and XII B.
  - ✓ Standards for Blood Banks & Blood Transfusion Services, NACO 2007.
  
- **Training Of Staff:**
  - ✓ Hospital transfusion committee in coordination with HR department and Blood Transfusion Officer is responsible for training the staff on the policies of blood transfusion.
  - ✓ All staff in blood bank shall be trained in Blood transfusion medicine periodically.
  
- **Mode of Training:**

This policy document is available with all the nursing stations, critical care units, operation theaters, nursing superintendent for the staff to be aware of.
  
- **Analyzing Transfusion Reactions:**

The policy documents details the management of transfusion reactions, the data is compiled by the Blood Transfusion Officer and is analyzed during transfusion committee meeting conducted quarterly. The committee has the authority to initiate the corrective and preventive actions along with the responsible person


**CONTROLLED**

	<h2>Care of Patients</h2>	Document ID	ARMCH/COP/01
		NABH:	COP 1,2,3,4,5,6,7,8
		Issue Date:	01.04.2022
		Version No.	1.5

### 6. Procedure

- Blood and blood products used are as follows :
  - ✓ Fresh blood products: refers to red cell products (including autologous and directed donations), platelet products, fresh frozen plasma (FFP) and cryoprecipitate.
  - ✓ Processed blood products: refers to products such as red blood cells, plasma, prothrombin, and coagulation factors.
- Treating doctors shall be responsible for ensuring the appropriateness of each blood / blood product they prescribe for an individual patient.
- Informed consent is obtained for donation and transfusion of blood and blood products.
- Treating doctors shall document the indication and outcome of transfusion in the patient's medical record.
- Qualified and experienced staff nurse shall administer blood and blood products in accordance with the policy.
- All blood and blood products must be checked by assigned staff prior to administration.
- Before procurement the patient's blood group shall be checked in the hospital.
- On receipt of the blood in the hospital (OT, ICU, Ward etc.) it shall be verified with labels and double checked by the duty nursing staff to ensure that correct blood with the correct group is used for the specific patient.
- Test results are also checked.
- Blood transfusion procedure shall be started only by a trained staff nurse in accordance the principles of right medications
- Patient shall be constantly monitored by the staff nurses.
- Staff administering blood and blood products shall have the responsibility to observe and treat adverse reactions to blood products. All errors, 'near misses' and suspected adverse reactions shall be documented in the patient medical record and reported.
- In case any adverse reaction is noticed the procedure shall be stopped and the treating doctor shall be informed immediately.
- The patient is reassured and made comfortable during this period.
- The treatment may be resumed after receiving further instructions from the doctor or when no further reactions are noticed.
- The reason for transfusion should be explained to the patient or his relatives.

**CONTROLLED**


	<h2>Care of Patients</h2>	Document ID	ARMCH/COP/01
		NABH:	COP 1,2,3,4,5,6,7,8
		Issue Date:	01.04.2022
		Version No.	1.5

- Nursing staff shall check the blood and blood products and blood transfusion set attached to the patient under the direct supervision of the Nurse In Charge.
- Nurses shall be responsible for the correct and safe administration of blood and blood products in accordance with policy.
- Medical staff shall be responsible for the monitoring of the patient during blood transfusion.
- The blood transfusion committee shall be intimated in case of any serious reaction taking place which results in stopping or postponing the transfusion.
- Leftover blood if any or the empty plastic blood container needle and tubing shall be treated as biomedical waste and disposed of according to BMW management rules, 1998 and as per the Infection Control Policy of the organization.
- The department staffs is educated through frequent training programmes and is strictly monitored on the adherence to best clinical practices and compliance to the operating procedures.

#### 7. Reference

- Chapter 2 – Care of Patients - NABH Accreditation Standards for Hospitals, Fifth Edition, April 2020.
- Hospital Manual - Blood Bank Storage Management (ARMCH/MED/MAN/BLOOD BANK STO MANAGEMENT)
- Hospital Manual - ARMC/MED/MAN/ICU

**CONTROLLED**

	<h2>Care of Patients</h2>	Document ID	ARMCH/COP/01
		NABH:	COP 1,2,3,4,5,6,7,8
		Issue Date:	01.04.2022
		Version No.	1.5

### COP 4 – Policies & Procedures on Care of Patients in ICU

#### 1. Purpose

To define policies guiding care of patient in the Intensive Care Unit.

#### 2. Scope

For all patient availing intensive care services in ICU, MICU, CICU, CVTS ICU, SICU, NICU, PICU

#### 3. Responsibility

All medical and paramedical staff at critical care units, Infection control team, Biomedical engineer, Housekeeping staff


#### 4. Abbreviation

Acronyms	Description
ARMCH	Ashwini Rural Medical College Hospital & Research Centre
COP	Care of Patients
ICU	Intensive Care Unit
HDU	High Dependency Unit
OPD	Outpatient Department
IPD	Inpatient Department
NABH	National Accreditation Board For Hospitals and Healthcare providers
QMS	Quality Management System

#### 5. Policy

- Intensive care admission and / or discharge shall be decided by treating doctor.
- Visitors shall not be allowed in ICU's, except in special situations wherein restricted entry of one or two close relatives shall be permitted during visiting hours only.
- Quality assurance system is implemented and followed in ICU's.

**CONTROLLED**

 <p><b>Ashwini</b> Rural Medical College Hospital &amp; Research Centre</p>	<h2>Care of Patients</h2>	Document ID	ARMCH/COP/01
		NABH:	COP 1,2,3,4,5,6,7,8
		Issue Date:	01.04.2022
		Version No.	1.5

### 6. Procedure

- Patients needed emergency care is shifted to Intensive Care Unit depending up on the cases.
- Admission Criteria in ICU: Admission criteria are used to select patients who are likely to benefit from care in ICUs. Patients who meet any of the following criteria shall be admitted to the ICUs at the request of the consultant. While we make every effort to strictly adhere to admission criteria, we accommodate requests from consultants who clinically feel that a patient would benefit from close monitoring in the critical care unit even through not strictly meeting the criteria stated below:

#### Respiratory:

- ✓ Acute respiratory failure ( $PaO_2 < 60$  mm Hg).
- ✓ Respiratory rate  $> 30$  breaths/minute and  $< 8$  breath/mt.
- ✓ Patients requiring ventilatory support (invasive or non-invasive).
- ✓ Pulmonary emboli with haemodynamic instability.
- ✓ Massive Haemoptysis


#### Surgical:

- ✓ Post-operative patients requiring haemodynamic monitoring, ventilator support or extensive nursing care.
- ✓ Patients with surgical abdomen requiring preoperative fluid and/or electrolyte resuscitation.
- ✓ Polytrauma with significant injury to thoracic / abdominal organs requiring surgical intervention.

#### Renal:

- ✓ Patient who has acute renal failure with accompanying respiratory or hemodynamic components require close monitoring & respiratory/ hemodynamic support.
- ✓ Significant acidosis or alkalosis.
- ✓ Hypo or hyperkalemia with dysarrhythmias or muscular weakness.
- ✓ Hypo or hypernatremia with seizures, altered mental status.
- ✓ Severe hypercalcemia with altered mental status, requiring close neurological monitoring.
- ✓ Hypo or hypermagnesemia with haemodynamic compromise or dysarrhythmias or muscular weakness

**CONTROLLED**

	<h2>Care of Patients</h2>	Document ID	ARMCH/COP/01
		NABH:	COP 1,2,3,4,5,6,7,8
		Issue Date:	01.04.2022
		Version No.	1.5

**Drug Ingestion and Overdose:**

- ✓ Drug ingestion with significantly altered mental status & inadequate airway protection / hemodynamic instability.
- ✓ Seizures following drug ingestion

**Endocrine:**

- ✓ Diabetic ketoacidosis complicated by hemodynamic instability, altered mental status, respiratory insufficiency, or severe acidosis.
- ✓ Thyroid storm or myxedema coma with hemodynamic instability.
- ✓ Other endocrine problems such as adrenal crisis with hemodynamic instability

**Miscellaneous:**


- ✓ Environmental injuries (lighting, near drowning, hyperthermia or hypothermia)
- ✓ Any other clinical conditions requiring ICU level nursing care
- ✓ Suicidal gestures including partial hanging, drug overdoses and other self-inflicted injuries.

**• Discharge Criteria:**

- ✓ Written discharge order by the attending physician.
- ✓ Substantial resolution of the problems responsible for admission.
- ✓ Anticipation of prolonged medical stability.
- ✓ Elimination of need for mechanical ventilation/ airway protection.


- The admission of a patient to these units shall be done by the CMO who in turn shall inform the specialists / doctors who are trained to handle emergency care in Intensive Care Units.
- The specialist shall give written instructions to trained nursing staff for the management and treatment of a particular patient in such units.
- Each patient shall be under the care of a nurse, always maintaining the patient to nurse ratio of 2:1 / as advised by ICU doctor in-charge.
- Emergency medicines with resuscitative equipments shall always be kept ready for use. (Ref: Checklist for emergency medicines and equipments).

**CONTROLLED**

	<h2>Care of Patients</h2>	Document ID	ARMCH/COP/01
		NABH:	COP 1,2,3,4,5,6,7,8
		Issue Date:	01.04.2022
		Version No.	1.5

- Specialized life support equipments like, ventilators, defibrillators, infusion pumps, Central oxygen supply and suction, etc., are readily available.
- The staff on duty is trained to handle and use this highly technical equipment properly and at the right time.
- All staff shall be trained periodically on how to handle critical care equipments so as to minimize break down and loss.
- Staff in charge of these units shall check that these equipments are kept in proper working condition at all times.
- Bio medical engineer shall on a daily basis check the equipments of the intensive care units.
- Bio medical engineer shall also take care of the maintenance and calibration of equipments of the intensive care units.
- This shall be reviewed by the head nurse of the intensive care units.
- In the event of a large number of patients arriving to these units which exceed the capacity of the established beds, the nursing superintendent shall be contacted and she shall arrange for extra beds to be placed in the areas and provide more staff to meet the demand.
- Sterility of these units shall be strictly maintained.
- Restricted entry of one or two close relatives shall be permitted during visiting hours only. Whenever such visitors are allowed inside, measures shall be taken to maintain the sterility of the area. Foot wear shall not be allowed, and they shall wear only the foot wears provided for exclusive use inside the area. Cap, masks, shoe covers are also to be worn by the visitor/relative.
- Transfer of the patients to the normal ward or the patient's home is done after the treating doctor gives specific orders for the same.
- Proper instructions on further treatment, advice on preventive aspects and follow up are given to the patient / attendee by the doctor or senior staff nurse.
- In order to maintain the quality of care in these departments, the recipients of these services are interviewed from time to time and their satisfaction in the treatment provided is assessed.
- When a patient is discharged, details about the investigation, treatment given, condition on discharge, advice on discharge, medications, diet, exercise, follow up, when and how to seek care in case of emergency and details visit schedule shall be written in the discharge card duly named, signed, dated and time by the treating doctor.

**CONTROLLED**


	<h2>Care of Patients</h2>	Document ID	ARMCH/COP/01
		NABH:	COP 1,2,3,4,5,6,7,8
		Issue Date:	01.04.2022
		Version No.	1.5

- A copy of all reports shall be given to the patient along with the discharge summary.
- Infectious cases need isolation.
- Handling shortage of beds:
  - ✓ In case of bed shortages, this information is given to the Chief Medical Officer immediately.
  - ✓ All stable patients will be transferred out to other wards with their or the attend consent and the same will be intimated to the patient attendant.
  - ✓ On arrival the patient /attendant will be informed about the non-availability of beds, if the patient is stable he will be transferred to other hospital of patient choices.
  - ✓ In case of minor injury or unstable will be stabilized and transferred with the help of hospital ambulance to a hospital of patient choice.
  - ✓ At the time of transfer, transfer protocol is followed.

- Quality Assurance Programme in ICU:

Sl. No	Quality Objective	Performance Indicator	Responsibility		Measurement Criteria	
					Criteria	Frequency
1	Service Quality	Staff availability – doctors, nurses and support staff nurses patient ratio 2:1	ICU Staff	Incharge	Duty Roster / Attendance Record	Monthly
		Bed Availability and turnaround time for making bed	ICU Staff	Incharge	Ward census book, OPD / IPD Counter	Monthly
		Reporting time of investigations	ICU Staff	Incharge	HMS / investigations register	Monthly
		Medication administration (route, dose and frequency)	ICU Staff	Incharge	Drug Chart	Once in two months
		Coordination between staff in ICU	ICU Staff	Incharge	Feedback Form	Monthly

**CONTROLLED**

	<h2>Care of Patients</h2>	Document ID	ARMCH/COP/01
		NABH:	COP 1,2,3,4,5,6,7,8
		Issue Date:	01.04.2022
		Version No.	1.5


2	Hospital Infection Control	Infection Rates	Hospital Infection Control Committee	UTI, Intra Vascular device related infection, Respiratory tract infections, Surgical Site Infections, VAP	Monthly
---	----------------------------	-----------------	--------------------------------------	---	---------

### 7. Reference

Chapter 2 – Care of Patients - NABH Accreditation Standards for Hospitals, Fifth Edition, April 2020.

Hospital Manual – ICU Manual & Emergency Department  
ARMCH/ADMIN/MAN/EMER MANUAL

**CONTROLLED**

	<h2>Care of Patients</h2>	Document ID	ARMCH/COP/01
		NABH:	COP 1,2,3,4,5,6,7,8
		Issue Date:	01.04.2022
		Version No.	1.5

### COP 5 – Policies & Procedures on Care of Obstetric Patients

#### 1. Purpose

To define policies guiding the care of Obstetric patients

#### 2. Scope

All obstetric patients, including high risk cases, undergoing treatment

#### 3. Responsibility

Anaesthesiologist, Gynaecologist, Pediatrician, Labour Room staff  
NICU staff, Medical Superintendent, Dietitian


#### 4. Abbreviation

Acronyms	Description
ARMCH	Ashwini Rural Medical College Hospital & Research Centre
COP	Care of Patients
NICU	Neonatal Intensive Care Unit
NABH	National Accreditation Board For Hospitals and Healthcare providers
QMS	Quality Management System

#### 5. Policy

- Gynaecologist shall train medical officers and staff nurses in care of obstetric cases.
- The assessment of obstetric cases shall include maternal nutrition, immunizations and education.
- High risk obstetrical care shall be provided to required cases by Gynecologist and Trained Medical Officers and nurses.
- Definition and Display of obstetrical cases:
  - ✓ The hospital has defined and displayed the services it can provide for high risk obstetrics cases.
  - ✓ High risk obstetric cases includes emergencies like Shock, PIH (pregnancy induced hypertension), Fetal distress, PET (pre eclamptic toxemia), APH (ante partum hemorrhage), PPH (post-partum hemorrhage), Meconium aspiration, Ectopic

**CONTROLLED**


	<h2>Care of Patients</h2>	Document ID	ARMCH/COP/01
		NABH:	COP 1,2,3,4,5,6,7,8
		Issue Date:	01.04.2022
		Version No.	1.5

pregnancy, Eclampsia, Inevitable abortion, Amniotic embolism etc.

- Assessment for Maternal nutrition:

Diagnosis	Assessment Criteria	Diet Prescribed
Elderly primi / Grand Multi	30 yrs, screen for downs syndrome, PIH more, GDM	Normal diet / Diabetic diet
Habitual / Missed Abortion / Threatened Labour	Previous history of habitual / missed abortion and threatened labour	Normal diet
PIH or eclampsia Anaemia	PIH	Salt restricted diet
	History, weakness, breathlessness, fatigue, pallor, puffiness of face, hemogram, stool examination, urine examination	Normal Diet
Cardiac problems and DVT (Deep Venous Thrombosis) with or without Respiratory Distress	History of breathlessness, fever, palpitation, on prophylaxis, confirmation by ECHO DVT - clinical suspicion, color Doppler confirmation	Low salt diet
Previous LSCS. (Lower segment caesarian section)	History	Normal diet
GDM (Gestational diabetic mellitus)	Family history of diabetes, previous history still born, pre mature labor, congenital anomalies	Diabetic diet
Preterm labour with or without PROM. (Premature rupture of	Pain, rashes on examination, cervical or not dilation, NST	Normal diet

**CONTROLLED**

	<h2>Care of Patients</h2>	Document ID	ARMCH/COP/01
		NABH:	COP 1,2,3,4,5,6,7,8
		Issue Date:	01.04.2022
		Version No.	1.5


membrane).		
------------	--	--

- Facilities for Neonates: ARMCH has NICU (Neonatal intensive care unit) to take care of such neonates and is equipped and staffed adequately.
- Initial Assessment of patient: All patients attending the obstetrics and gynecology OPD after obtaining a detailed History undergoes routine obstetric gynecology examination which includes: General examination for pallor icterus; Thyroid swelling; Pedaloedema followed by examination of breasts, abdomen. This is followed by speculum examination and pervaginal examination.
- List of High Risk Obstetric cases cared for: All kind of High Risk Obstetric cases like pregnancy complicated by: Hypertension /PIH; Diabetes/ GDM; Cardiac diseases complicating pregnancy; Renal Diseases with pregnancy; Neurological problems complicating pregnancy; Respiratory problems with pregnancy; Orthopaedic problem with pregnancy, Rheumatic problem; Age of mother; Liver disorders, Infections disease.

### 6. Procedure

- In a high risk pregnancy the fetus or neonate is at increased risk of morbidity or mortality before or after delivery.
- Some of the risk factors for high risk pregnancy are hypertension, diabetes, sexually transmitted diseases, pyelonephritis, acute surgical problems, genital tract abnormalities, high or low maternal age, High maternal obesity, Exposure to teratogens (smoking, drugs, etc), prior still birth, prior pre term delivery, Hydramnios, Multiple pregnancy, prior birth injury and maternal nutrition.
- Risk assessment is a part of prenatal care in this hospital. Risk is also assessed during or shortly after labour and at any time these events may modify the risk status.
- High risk obstetrics care is provided by competent senior gynaecologist assisted by assistants and an experienced Neonatologist.
- Hospital is well equipped and manned by competent doctors, nurses and para-medical staff to deal with any type of high risk cases.
- High risk obstetrics patient's assessments shall include maternal nutrition. Maternal nutritional deficiencies are identified and the hospital dietician shall be consulted.

**CONTROLLED**

	<h2>Care of Patients</h2>	Document ID	ARMCH/COP/01
		NABH:	COP 1,2,3,4,5,6,7,8
		Issue Date:	01.04.2022
		Version No.	1.5


- The dietician counsels the patient about her dietary needs and the importance of a healthy diet in the long term health of the mother and child.
- Dietary changes and diet substitutes, special care to be given for correction of maternal anemia are advised.
- The hospital has a well-equipped NICU with warmers, incubators, phototherapy machines, facilities for continuous monitoring and exchange transfusion etc. and it is manned by a well-qualified and trained Neonatologist and a group of trained nurses

### 7 Reference

Chapter 2 – Care of Patients - NABH Accreditation Standards for Hospitals, Fifth Edition, April 2020

Hospital Manual – ARMCH/MED/MAN/MAT & CHI HEA MANAGEMENT

**CONTROLLED**

	<h2>Care of Patients</h2>	Document ID	ARMCH/COP/01
		NABH:	COP 1,2,3,4,5,6,7,8
		Issue Date:	01.04.2022
		Version No.	1.5

### COP 6 – Policies & Procedures on Care of Pediatric Patients

#### 1. Purpose

To define policies guiding the care of Pediatric patients

#### 2. Scope

All the paediatric patients undergoing treatment in hospital

#### 3. Responsibility

Pediatrician, Medical Superintendent, Nursing Superintendent, Medical staff, Paramedical staff,  
Security staff


#### 4. Abbreviation

Acronyms	Description
ARMCH	Ashwini Rural Medical College Hospital & Research Centre
COP	Care of Patients
WHO	World Health Organization
IAP	Indian Academic of Pediatrics
NABH	National Accreditation Board For Hospitals and Healthcare providers
QMS	Quality Management System

#### 5. Policy

- The hospital has defined and displayed the services it can provide for pediatrics by competent medical staff trained in paediatrics.
- All clinical staff working in the pediatric department shall receive special training in the care of the new born and pediatrics.
- Care of neonatal patients shall be provided in accordance to IAP / WHO guidelines. Pediatric and Neonatal patient's assessments shall include detailed nutritional growth, psychosocial and immunization assessment.

**CONTROLLED**


	<h2>Care of Patients</h2>	Document ID	ARMCH/COP/01
		NABH:	COP 1,2,3,4,5,6,7,8
		Issue Date:	01.04.2022
		Version No.	1.5

- Parents / Guardians shall be educated at the time of admission that protection and security of pediatric patients rest with the parents / guardians who stay with the patient.
- Children's family members are educated about the importance of breast feeding, weaning, rooming-in, nutrition, immunization, and safe parenting and this shall be documented in the medical record of the patient.
- THE HOSPITAL has established procedure to identify and prevent child / neonate abduction and abuse (Child abduction policy: ARMCH/CHILD ABDUCTION POLICY)

### 6. Procedures

- Clinical Staff at paediatrics department shall ensure that they maintain paediatric assessment, diagnosis and treatment skills (as appropriate) in accordance with their training.
- Staff shall manage paediatric patient appropriate to their skills, training and scope of practice. If the management of pain for a particular paediatric patient is beyond them, they should promptly consider seeking advice or the attendance of a clinician with more advanced skills.
- General Instructions: Recognition of the seriously ill or injured child involves the identification of a number of key signs affecting the child's airway, breathing, circulatory or neurological systems. If these signs are present, the child must be regarded as critical. Then the staff will follow the assessment, diagnosis and treatment regimens as per procedures:
  - ✓ Medical Emergencies in Children
  - ✓ High Risk New born babies
  - ✓ Trauma Emergencies in Children
  - ✓ Anaphylaxis and Allergic reactions in Children
  - ✓ Asthma in Children
  - ✓ Convulsions in Children
  - ✓ Hyperbilirubinemia & Glycaemia Emergencies in Children
  - ✓ Overdose and Poisoning in Children
  - ✓ Child Basic/advanced Life Support
  - ✓ New born Life Support
  - ✓ Foreign Body Airway Obstruction
  - ✓ Dealing with the Death of Children including sudden infant death syndrome

**CONTROLLED**

	<h1>Care of Patients</h1>	Document ID	ARMCH/COP/01
		NABH:	COP 1,2,3,4,5,6,7,8
		Issue Date:	01.04.2022
		Version No.	1.5


- Management of Pain in Children:
  - ✓ Analgesia shall be normally introduced in an incremental way, considering timeliness, effectiveness and potential adverse events.
  - ✓ Pain management should always include the non-pharmacological methods of treatment as a starting point and may be administered by all attending staff.
  - ✓ However it may be apparent from the assessment that a stronger analgesia is necessary from the outset and, therefore the appropriately trained staff would need to administer it.
  - ✓ Non pharmacological methods include psychological, dressings and splintage. (Necessary restraints without any harm).
  - ✓ Pharmacological methods include topical analgesia, oral analgesia, and inhalational analgesia, parenteral and enteral analgesia. These methods are administered by appropriately trained staff

## 7. Reference

Chapter 2 – Care of Patients - NABH Accreditation Standards for Hospitals, Fifth Edition, April 2020

Hospital Manual - ARMCH/MED/MAN/MAT & CHI HEA MANAGEMENT

**CONTROLLED**

	<h1>Care of Patients</h1>	Document ID	ARMCH/COP/01
		NABH:	COP 1,2,3,4,5,6,7,8
		Issue Date:	01.04.2022
		Version No.	1.5

## COP 7 – Polices & Procedures on Care of Patients Requiring Anesthesia

### 1. Purpose

To provide guidelines on administration of Anesthesia

### 2. Scope

All patients undergoing administration of anaesthesia at this hospital

### 3. Responsibility

Anesthesiologist, Medical Staff, Nursing staff and Para medical staff

### 4. Abbreviation

Acronyms	Description
ARMCH	Ashwini Rural Medical College Hospital & Research Centre
COP	Care of Patients
NABH	National Accreditation Board For Hospitals and Healthcare providers
QMS	Quality Management System


### 5. Policy

- Administration of Anesthesia: In order to achieve patient safety, the Anesthesia Care Team is responsible for the following:

✓ Pre-anesthetic evaluation of the patient: A pre-anesthesia evaluation allows for the development of an anesthesia plan that considers all conditions and diseases of the patient that may influence the safe outcome of the anesthesia. Although non-physicians may contribute to the preoperative collection and documentation of patient data, the anesthesiologist is responsible for the overall evaluation of each patient, and needs to documentation if in written.

✓ Prescribing of anesthesia plan: The anesthesiologist is responsible for documenting an anaesthesia plan aimed at safety of each patient. The anesthesiologist discusses with the patient (when appropriate), the anesthesia risks, benefits and alternatives, and obtains informed consent.

**CONTROLLED**

	<h2>Care of Patients</h2>	Document ID	ARMCH/COP/01
		NABH:	COP 1,2,3,4,5,6,7,8
		Issue Date:	01.04.2022
		Version No.	1.5

✓ Management of the anesthesia: The management of an anesthesia is dependent on many factors including the unique medical conditions of individual patients and the procedures being performed. The anesthesiologist will delegate specific tasks to qualified anesthesiologist to provide quality of care and patient safety. In critical parts of the anesthesia the Head of the Department anesthesia immediately informed for management of emergencies regardless of the type of anesthesia.

✓ Post-anesthesia care: Routine post-anesthesia care is delegated to nurses. The evaluation and treatment of post-anesthesia complications are the responsibility of the anesthesiologist. Whether the need is preoperative medical clearance or intra-operative resuscitation from an unexpected complication, the surgeon, both ethically and according to training and ability, should be expected to provide medical oversight or supervision of all peri operative health care provided.

- Policy and Protocol for investigations during Pre Anaesthetist Checkup


The PAC in its most basic form consists of a patient's history, physical examination & review of patient medical record. If any abnormality either suspected or detected then advise investigations or consultation with relevant specialty.

An optimum PAC not only reduces pre operative morbidity & mortality but also reduce need for unnecessary investigations & consultations. Other benefits like unnecessary delay in surgeries and it will also reduce financial burden to the patient. Our Hospital adopted following Protocol that may deal with disease pattern & co-morbidities presents.

Recommendations:-

- CBC,
- Blood Grouping,
- Serology (HIV, HBsAg, HC)
- Serum Creatinine,
- Blood Sugar level
- Below 40 years of age, physical fitness not required.
- Age more than 40 years then
  - In addition to all above.
    - ECG, if significant changes advise 2D-Echo

**CONTROLLED**


 <p><b>Ashwini</b> Rural Medical College Research &amp; Research Centre</p>	<h2>Care of Patients</h2>	Document ID	ARMCH/COP/01
		NABH:	COP 1,2,3,4,5,6,7,8
		Issue Date:	01.04.2022
		Version No.	1.5

- Chest X-Ray, if required
- Additional investigations advise depending upon morbidity, suspected / detected in clinical examination will required reasoning and documentation in IPD case paper.
- For Pediatrics:
  - Routine investigations and pediatrics fitness necessary.

This Protocol will be followed in our hospital as per our policy.

- Check list for Administration of Anesthesia: All patients for anesthesia have a pre-anesthesia assessment by a qualified anesthesiologist. There is a pre anesthesia assessment which results in formulation of an anesthesia plan which is documented. There is an immediate pre-operative reevaluation and it is documented. Informed consent for administration of anesthesia is obtained by the Anesthetist. During anesthesia there is regular and periodic monitoring and recording (documentation) of heart rate, cardiac rhythm, respiratory rate, blood pressure, oxygen saturation, airway security and patency and level of anesthesia. Each patient's post anesthesia status is monitored and documented. The anesthesiologist applies defined criteria to transfer the patient from the recovery area. All adverse anesthesia events are recorded and monitored.
- Pre Anesthesia evaluation: An Anesthesiologist shall be responsible for determining the medical status of the patient and developing a plan of anesthesia care. The Anesthesiologist is responsible for: Reviewing the available medical record; Interviewing and performing a focused examination of the patient to: Discuss the medical history, including previous anesthetic experiences and medical therapy; Assess those aspects of the patient's physical condition that might affect decisions regarding pre-operative risk and management; Prescribing and reviewing of available tests and consultations as necessary for administration of anesthesia care; Prescribing appropriate preoperative medications; Ensuring that consent has been obtained for the anesthesia care; Documenting in the patient case sheet that the above has been performed.
- Routine Pre-operative Laboratory and Diagnostic Screening: Discovery or identification of a disease or disorder which may affect


**CONTROLLED**

	<h2>Care of Patients</h2>	Document ID	ARMCH/COP/01
		NABH:	COP 1,2,3,4,5,6,7,8
		Issue Date:	01.04.2022
		Version No.	1.5

pre-operative anesthetic care; Verification or assessment of an already known disease, disorder, medical or alternative therapy which may affect pre-operative anesthetic care, and; Formulation of specific plans and alternatives for pre-operative anesthetic care; Routinely Hb%, TLC, DLC, ESR, Blood Sugar, Blood Urea, Urine analysis, CXR, ECG before any anesthesia exposure. Appropriate indications for ordering tests include the identification of specific clinical indicators or risk factors (e.g., age, pre-existing disease, magnitude of the surgical procedure).

- **Intra Procedural Monitoring:** Immediate review prior to initiation of anesthetic procedures: Patient re-evaluation; Check of equipment, drugs and gas supply; Monitoring of the patient (e.g., recording of vital signs); Amounts of drugs and agents used, and times of administration; The type and amounts of intravenous fluids used, including blood and blood products, and times of administration; The technique(s) used; Unusual events during the administration of anesthesia; The status of the patient at the conclusion of anesthesia.
- **Post Anesthesia Care:** Patient evaluation on admission and discharge from the recovery area. A time-based record of vital signs and level of consciousness. A time-based record of drugs administered their dosage and route of administration. Type and amounts of intravenous fluids administered, including blood and blood products. Any unusual events including post-anesthesia or post-procedural complications. Post-anesthesia visits.
- **Regional Anesthesia:**
  - ✓ *Phase I Recovery to Phase II Recovery Discharge Criteria following Regional/Neuraxial Anesthesia:* The patient is suitable for transfer from Phase I Recovery when your institution's discharge criteria following General Anesthesia are met (see Tables one and two below) and the Motor and Sensory Assessments as outlined below in Table Three have been met:

**CONTROLLED**

	<h2>Care of Patients</h2>	Document ID	ARMCH/COP/01
		NABH:	COP 1,2,3,4,5,6,7,8
		Issue Date:	01.04.2022
		Version No.	1.5


✓ Modified Aldrete Scoring System:

Category	Description of Status	Aldrete Score
Respirations	Breathes, coughs freely	2
	Dyspnea	1
	Apnea	0
O2 Saturation	O2 Saturation > 92% on Room Air	2
	Supplemental oxygen	1
	O2 Saturation < 92% on O2	0
Circulation	BP +/- 20 mmHg pre-op value	2
	BP +/- 20 - 50 mmHg pre-op value	1
	BP +/- 50 mmHg pre-op value	0
LOC	Awake & oriented	2
	Wakens with stimulation	1
	Not responding	0
Movement	Moves 4 limbs on own	2
	Moves 2 limbs on own	1
	Moves 0 limbs on own	0

- General Anesthesia: Modified Aldrete Scoring System: A minimum score of 9/10 (and/or return to similar pre-op status) is achieved prior to transferring the patient to a Phase II recovery area.

Category	Score = 2	Score = 1	Score = 0
Respirations	Breathes, coughs freely	Dyspnea	Apnea
O2 Saturation	SpO2 > 92% on R/A	Supplemental O2	SpO2 < 92% on O2
Circulation	BP +/- 20 mmHg pre-op value	BP +/- 20-50 mmHg pre-op value	BP +/- 50 mmHg pre-op value
LOC	Awake and oriented	Wakens with stimulation	Non-responsive
Movement	Moves 4 limbs	Moves 2 limbs	Moves 0 limbs

CONTROLLED

	<h2>Care of Patients</h2>	Document ID	ARMCH/COP/01
		NABH:	COP 1,2,3,4,5,6,7,8
		Issue Date:	01.04.2022
		Version No.	1.5

	spontaneously	spontaneously	spontaneously
--	---------------	---------------	---------------


- Infection Control Protocols:

- ✓ A specified consultant in each department of anaesthesia should liaise with the Hospital Infection Control Teams to ensure that relevant specialist standards are established and monitored in all areas of anaesthetic practice.
- ✓ Precautions against the transmission of infection between patient and anaesthetist or between patients should be a routine part of anaesthetic practice.
- ✓ In particular, anaesthetists must ensure that hand hygiene becomes an indispensable part of their clinical culture.
- ✓ Anaesthetists must comply with local theatre infection control policies including the safe use and disposal of sharps.
- ✓ Anaesthetic equipment is a potential vector for transmission of disease.
- ✓ Policies should be documented to ensure that nationally recommended decontamination practices are followed and audited for all reusable anaesthetic equipment.
- ✓ Single use equipment should be utilised where appropriate but a central sterile supplies department (CSSD) should process reusable items.
- ✓ It is recommended that anaesthetic departments should consider changing anaesthetic circuits on a daily basis in line with daily cleaning protocols.
- ✓ Appropriate infection control precautions should be established for each anaesthetic procedure, to include maximal barrier precautions for the insertion of central venous catheters, spinal and epidural procedures and any invasive procedures in high risk patients.

- Adverse Anesthesia Events:

- ✓ All post-operative patients shall be monitored for any adverse anaesthesia event.
- ✓ The patients shall be shifted from the recovery area as per the Scoring by the Anesthesiologist.

CONTROLLED

	<h2>Care of Patients</h2>	Document ID	ARMCH/COP/01
		NABH:	COP 1,2,3,4,5,6,7,8
		Issue Date:	01.04.2022
		Version No.	1.5


### 6. Procedure

- Preliminary preparation should be made before conscious sedation.

Services are provided in a particular clinic :

- ✓ **Administrative:** If the provision of conscious sedation services is being considered in a clinic, the department Chair should review the policy for Conscious Sedation and make a decision regarding the clinic's ability to meet staffing, educational and equipment requirements.
  - ✓ **Medical Staff:** The physician supervising the administration of conscious sedation should be qualified to rescue patients from deep sedation and must obtain specific privileges from the Core Committee through the Medical Staff Office credentialing procedure. As per Department of anesthesia recommendations, the following general anesthetic agents are not considered appropriate for IV conscious sedation. These agents include, but are not limited to: Thiopental (Pentothal); Methohexital (Brevital); Ketamine; Propofol (Diprivan); and anesthetic gases (Isoflurane, Halothane, Nitrous Oxide). The physician will direct the administration of conscious sedation to achieve the desired level of sedation and have available the necessary equipment and trained staff required in the event of an adverse reaction to the medication or procedure.
  - ✓ **Assisting Staff:** Health care providers assisting and monitoring the patient before, during, and after a procedure should have specific training in conscious sedation and have no other duties assigned until the patient is ready for discharge (usually a minimum of one hour post-procedure monitoring).
- **Planning for Care:**
    - ✓ **Pre -anaesthesia assessment:** All the anaesthesia has a pre - anaesthesia assessment by the qualified individual. The pre anaesthesia assessment results in formulation of an anaesthesia plan which is documented.
    - ✓ **Pre-operative re-evaluation:** An immediate pre-operative re-evaluation is documented. The physician will determine the appropriateness of performing the procedure(s) requiring conscious sedation based upon:
      - The patient's medical, anaesthetic, and medication history.
      - The patient's current medical condition.

**CONTROLLED**

	<h2>Care of Patients</h2>	Document ID	ARMCH/COP/01
		NABH:	COP 1,2,3,4,5,6,7,8
		Issue Date:	01.04.2022
		Version No.	1.5

- Available diagnostic data.
- Risks, benefits and alternatives of the procedure

- Consent: The physician will discuss the purpose, options, and risks for conscious sedation with the patient and family prior to the procedure; and will obtain and document informed consent. The informed consent for the administration of anaesthesia is obtained by the anaesthetist.
- Pre-anesthesia assessment: All patients posted for elective surgery should be admitted one day prior to surgery so that the anesthesiologist can do pre-anesthesia assessment and plan anesthesia procedures accordingly. During the anesthesia monitoring includes regular and periodic recording of the heart rate, cardiac rhythm, respiratory rate, blood pressure, oxygen saturation, airway security and the patency and the level of anesthesia.


✓ History:

History of previous illness (Diabetes, HT, renal or liver disease, bronchial asthma, epilepsy etc) and history of drug intake for the same should be taken. History of allergy to any drug should be elicited. History must be taken of any previous surgery and any adverse effect after anesthesia such as delayed recovery from anesthesia or severe bronchospasm after anaesthesia. A family history of somebody having problems with anaesthesia should be taken. History of blood disorders, prolonged bleeding and clotting time should be taken. History should be taken of cardiac disease, chest infection, jaundice, alcoholism, smoking and urinary problem. History of having any pacemakers implanted inside the body should be elicited. History should be taken on the hours of starvation

✓ Examinations:

Detailed examinations of all systems are necessary to assess the pre-operative physical status of the patient. Pulse, BP, RR and temperature must be taken. Cardiovascular and respiratory system must be extensively examined. Airway examination includes mouth, protruding tooth, and shaky tooth, uvula and opening of mouth. History of the use of artificial dentures should be elicited and it has to be removed before the anaesthesia procedure. Along with the assessment of the physical status of the patient, the anesthesiologist has to assess


**CONTROLLED**

	<h2>Care of Patients</h2>	Document ID	ARMCH/COP/01
		NABH:	COP 1,2,3,4,5,6,7,8
		Issue Date:	01.04.2022
		Version No.	1.5

the mental status of the patient. The anesthesiologist has to explain in a reassuring manner how the anaesthesia procedure is planned, the approximate duration of surgery, how long the patient will be inside the post op ICU, when he can take food or water. When a patient is thus educated he can be mentally and psychologically prepared to tolerate better the stress and strain of an anaesthesia and surgery.

- ✓ Investigations: Routine blood investigations such as Hb, TC, DC, ESR, Blood sugar, blood urea, S. Creatinine, CT, BT, PCV, HIV, HBS Ag, Urine routine are done. In indicated patients, LFT, PT, PTT, and S. electrolytes are also done. Pulmonary function tests are done preoperatively in COPD patients to assess respiratory status and improve functional vital capacity before being taken up for surgery. ABG analysis in indicated patients, chest X-ray and ECG are also done. If ECG changes are seen, detailed cardiac evaluation by a cardiologist including echocardiography, TMT etc. Patients are routinely examined by physicians to assess all systems. The concerned super specialists such neurologists, nephrologists, cardiologists etc. are consulted as the case may arise. All the relevant details of the patient are documented in the case sheet during this pre anesthesia visit.
- Premedication: Reasons for premedication: Patient's comfort for analgesia, sedation. Drugs used are Diazepam, Alprazolam, Midazolam, etc. Decrease in gastric volume and increase in PH. Drugs used are antacids, Ranitidine, Omeprazole, Pantoprazole, Rabeprazole etc. Decrease in airway secretion, e.g. Glycopyrolate, Atropine. Decrease in autonomic response e.g. Atropine. Prophylaxis against allergic reactions e.g. Dexona, Betnesol etc. Continue therapy for concurrent disease. Decrease in incidence of nausea and vomiting e.g. Ondansetron, metocloperamide, Phenergan etc.
- Restriction of Oral Intake before Surgery: Vomiting and aspiration of gastric contents during induction of anaesthesia can cause pulmonary damage, if volume of aspirate reaches 25ml/Kg and smaller volume can also produce damage. Patients who are pregnant, obese, smokers and Patients who have hiatus hernia are at a greater risk of aspiration. Usually the patients are instructed to take nothing orally for 6 to 8 hours before surgery to reduce the risk of aspiration.


CONTROLLED

	<h2>Care of Patients</h2>	Document ID	ARMCH/COP/01
		NABH:	COP 1,2,3,4,5,6,7,8
		Issue Date:	01.04.2022
		Version No.	1.5

of gastric contents. Children and new born are advised only 4 hours of starvation.

- **Documentation:** All the relevant history, investigation reports and examination findings are documented by the anesthesiologist which including an immediate pre operative re-evaluation, In addition to this, the pre anesthesia assessment results in formulation of an anesthesia plan , Pre-medication and pre-op. orders should also be documented.
- **Informed Consent:** Written informed consent should be obtained from the patient before any surgery and anaesthesia. In the case of a child aged less than 16 years or unconscious/ mentally retarded patient, the parent's guardian signs the form. Explanation of the hazards of surgery and anaesthesia should be given to the patients and bystanders.
- **Anaesthesia Procedure:** During anaesthesia induction and maintenance, regular and periodic recordings of heart rate, temperature, Respiratory rate, and Oxygen saturation should be done. Urine output and CVP should be recorded for prolonged cases.
- **Post Anaesthesia Care:** Patient is shifted to the recovery room and the patient's vitals should be monitored. ECG monitor, Pulse oxymeter, central oxygen supply, intubation equipment, airway maintenance equipments, and emergency drugs should be always kept ready in the recovery room. After the patient has sufficiently recovered from anaesthesia, the patient is shown to the bystanders and shifted to the post OP / ICU, where the patient is usually kept for 24 hours. In the post OP/ICU the patient's vitals are regularly monitored and recorded. The patient is shifted to the ward according to the surgeon's discretion. All the drug anesthesia events are recorded and monitored.
- **Post-Operative Pain Management:** Post-operative pain is mainly managed by epidural analgesia, NSAIDS. Epidural analgesia for labour pain is also done. Opioids commonly used are Fortwin, Pethidine, Morphine. and fentanyl. For epidural analgesia drugs used

**CONTROLLED**


	<h1>Care of Patients</h1>	Document ID	ARMCH/COP/01
		NABH:	COP 1,2,3,4,5,6,7,8
		Issue Date:	01.04.2022
		Version No.	1.5

are Sensorcaine (0.25%), Fentanyl, and Tramadol. All adverse anaesthesia events are recorded and analysed by the Pharmacy and therapeutic committee for taking preventive actions in the future

## 7. Reference

- Chapter 2 – Care of Patients - NABH Accreditation Standards for Hospitals, Fifth Edition, April 2020.
- Pre-anaesthesia check-up: ARMCH/NURS/FORM/PRE ANES CHECK UP
- Incident report form: ARMCH/NURS/INCIDENT REPORT FORM

**CONTROLLED**

	<h2>Care of Patients</h2>	Document ID	ARMCH/COP/01
		NABH:	COP 1,2,3,4,5,6,7,8
		Issue Date:	01.04.2022
		Version No.	1.5

### COP 8 – Policies & Procedure on Surgical Care of Patients

#### 1. Purpose

To guide the uniformity of care for patients undergoing surgical procedures

#### 2. Scope

The operative procedure is only one part of the total surgical care of the patient. Total surgical care includes establishing or confirming the diagnosis, preoperative preparation, the operative procedure, and postoperative care.

#### 3. Responsibility

Surgeons, Anaesthesiologist, Nursing Staff, Paramedical staffs


#### 4. Abbreviation

Acronyms	Description
ARMCH	Ashwini Rural Medical College Hospital & Research Centre
COP	Care of Patients
OT	Operation Theatre
CSSD	Central Sterile Supply Department
NABH	National Accreditation Board For Hospitals and Healthcare providers
QMS	Quality Management System

#### 5. Policy

- Surgical procedures and competency levels:  
All surgical procedures shall be undertaken by the surgeons
- Pre-operative assessment and provisional diagnosis:
  - ✓ All patients undergoing surgical procedure (either routine or emergency) shall have an assessment done preoperatively and a provisional diagnosis and that should be documented.
  - ✓ The pre-operative assessment shall be done by the surgeon performing the surgery or a credentialed doctor from the team.
  - ✓ All patients planned for routine surgical procedure are to get admitted at least 24 hours in advance to monitor their vitals,


**CONTROLLED**

	<h2>Care of Patients</h2>	Document ID	ARMCH/COP/01
		NABH:	COP 1,2,3,4,5,6,7,8
		Issue Date:	01.04.2022
		Version No.	1.5

medical fitness and preparation for procedure by the ward staff. This period is considered as necessary to make available the OT and required staff assisting the surgery.

- Informed consent:
  - ✓ The concerned surgeon or a doctor member of his team shall obtain an informed consent for surgery from the patient/relative prior to the procedure.
  - ✓ The consent shall be sought after proper explanation of the benefits, risks, complications and outcomes involved while performing the said procedure.
  - ✓ In case, the operative plan is changed intra-operatively, a fresh consent shall be sought from the patient/relative.
- Prevention of adverse events:
  - ✓ All patients undergoing surgical procedure shall be properly identified through PMRN number and name and preoperative checklist should be verified by the Pre-OP in charge / OT in-charge.
  - ✓ Site of surgery on patient shall be marked by surgeon prior to surgery.
  - ✓ Preoperative note shall explain the procedure to be performed and should be documented prior to surgery.
- Qualification of performing surgeons:
  - ✓ Doctors qualified by law shall be permitted to perform the procedures.
  - ✓ Such doctors shall be credentialed and given privileges to conduct the said procedures in this hospital.
- Documentation of procedure – operative note and post-operative plan of care:
  - ✓ Post-operative notes shall be prepared by the surgeon / member of the team which includes procedure performed, post-operative diagnosis, plan of care and status of the patients and documented prior to transfer out of patient from recovery area.
  - ✓ The post-operative care plan shall be prepared by the operating surgeon in collaboration with the anaesthesiologist and shall include advice on:

**CONTROLLED**

	<h2>Care of Patients</h2>	Document ID	ARMCH/COP/01
		NABH:	COP 1,2,3,4,5,6,7,8
		Issue Date:	01.04.2022
		Version No.	1.5


- I.V. Fluids
- Medications
- Care of wound
- Nursing care
- Monitoring of patient vitals
- Observation for any complications

- Infection control protocols:
  - ✓ The theatre layout shall minimise the mix of sterile and unsterile patients.
  - ✓ The OTs shall be cleaned and carbolized after every case.
  - ✓ All OT staff shall adhere to standard precautions, handwashing, PPEs and safe handling of the patients.
- Equipped Operation Theatre:
  - ✓ The Operation Theatre complex shall have the necessary facilities for conducting the said procedures, changing rooms, equipments, appliances and instrumentation.

### 6. Procedure


- All the patients who are to undergo surgery have full details of their medical condition in their case records.
- Depending on his medical condition the patient may need either elective or emergency surgical procedures.
- The elective procedure could either be minor in nature or major. Emergency surgical procedures though usually major, could also be minor in nature.
- Surgical patients have the preoperative assessment and the provisional diagnosis documented prior to the surgery.
- Before either elective or emergency procedures, the surgeon examines the patients and makes an assessment of his/her condition based on the clinical presentation of the case, signs and symptoms, and results of the investigations.
- A provisional diagnosis is made and this is documented in the patient's case notes before he is taken up for surgery. This is done mainly to avoid adverse events like wrong site, wrong patient and wrong surgery etc
- All patients admitted for elective major surgery should undergo the following tests: Blood Hb., blood grouping & Rh typing, Random

**CONTROLLED**

 <p>Ashwini Rural Medical College Hospital &amp; Research Centre</p>	<h2>Care of Patients</h2>	Document ID	ARMCH/COP/01
		NABH:	COP 1,2,3,4,5,6,7,8
		Issue Date:	01.04.2022
		Version No.	1.5


- blood sugar estimation, blood urea, serum creatinine, HIV, HbsAg. They should also have ECG and chest X-ray taken.(Optional)
- Elective minor cases need to have the following tests done: Hb, Random blood sugar, HIV and HbsAg. They should also have their ECG and chest X-ray taken.
  - Preoperative initial assessment has to be done for all patients undergoing elective major and emergency operations.
  - If the surgeon comes across any abnormal findings in the pre operative tests, it has to be documented in the patient's records and this has also to be informed to the patient's relatives.
  - Patients with obvious ECG changes or patients with history of cardiac problems should be seen by the cardiologist before being taken up for surgery. The patient should be informed by the cardiologist of the potential cardiac risks during or after surgery.
  - Patients with poor renal function or chronic renal disease should have consultation with the nephrologists. The bystanders or relatives must be informed by the nephrologists about the possible postoperative or intra operative complications.
  - Apart from the general consent which is obtained routinely from all in-patients, patients undergoing surgery should be informed about the procedure, its probable outcome, and its possible outcome and its probable rare complications. Following this informed consent from the patient is taken. The name of the surgical procedure, site of surgery and complications of surgery should be written in capital letters.
  - Patients with cardiac or renal problems should be given their informed consent in his/her handwriting and signed with a witness other than a hospital staff. One of the witnesses should be the ward nurse in charge.
  - The patient is prepared for surgery as follows:
    - ✓ The patient should not take anything orally at least 6 to 8 hours before the actual surgery.
    - ✓ The patient's weight is recorded.
    - ✓ The skin of the operation site is prepared by shaving the hair and cleaning with antiseptic.
    - ✓ Bowel preparation is done by giving enema.
    - ✓ Artificial dentures and jewellery are removed (and receipt given or handed over to authorized people), Nail polish is cleaned.
    - ✓ The patients dress is changed to a clean one.

**CONTROLLED**

	<h2>Care of Patients</h2>	Document ID	ARMCH/COP/01
		NABH:	COP 1,2,3,4,5,6,7,8
		Issue Date:	01.04.2022
		Version No.	1.5

- ✓ Patients ID tag is kept in place.
- ✓ The patients depending on their physical condition are shifted to the OT by wheel chair or trolleys.
- ✓ A Staff nurse from the ward accompanies the patient with the case sheet to the OT. The OT nurse takes over the patient after checking the case sheet and making identification and documents.
- ✓ Here after the OT staff is responsible to take care of the patient till he/she leaves the recovery room.
- ✓ Once the patient has been received at the OT, his/her dress is changed to sterile OT gown/dress supplied by the CSSD.
- All type of surgeries performed in this hospital are by well qualified, experienced surgeons who have had extensive training and expertise in their particular fields. Complex surgeries are sometimes performed by a team of doctors, each dealing with his /her specialty.
- Prior to surgery the case file shall be reviewed, the condition of the patient shall be checked and surgical safety checklist before induction of anaesthesia, before skin Incision and before the patient leaves the operating room shall be completed by the surgeon and anesthesiologist .
- After the surgery is completed, before the patient is transferred back to the ward, the surgeon writes down and documents a brief operative note and post operative plan of care. The anesthesiologist on his/her part also notes down the details of the anaesthesia procedure starting with the pre-medication, induction till the end of anaesthesia, extubation etc.
- All the events during the stages of anaesthesia are recorded and documented. The anesthesiologist will follow the patient in the recovery room and the surgical ICU/ward till the patient fully recovers from anaesthesia.
- As a quality assurance programme, the OT and its surrounding areas like the recovery room, CSSD etc are under the strict supervision by the infection control nurse and the hospital infection surveillance team who ensures absolute sterility of the operation areas so as to avoid the risk of transmission of infection.
- The plan also includes monitoring of surgical site infection rates. All the post operative patients shall be screened for the same.
- The hospital infection control team conducts regular documented surveillance which includes monitoring of surgical site infection sites. Culture swabs are taken from infected or suspected wound site.

**CONTROLLED**


	<h2>Care of Patients</h2>	Document ID	ARMCH/COP/01
		NABH:	COP 1,2,3,4,5,6,7,8
		Issue Date:	01.04.2022
		Version No.	1.5

to analyze them with the aim to prevent or reduce the risk of hospital associated infections.

• **Surveillance Of Operation Theatres:**

- ✓ Each health care establishment undertaking surgery must have a specific protocol for operating room procedures, including specific requirements for surgical hand washing routines and handling of sharps.
- ✓ When individuals are being admitted to hospital or presenting at an emergency unit, a detailed medical and surgical history should be collected from them or their careers to identify conditions that may require additional precautions.
- ✓ All articles used in an operation must be sterile. The principles of sterile aseptic technique must be applied to all operating room procedures. The principle of 'confine and contain' must be applied at all times for all patients.
- ✓ Sterile drapes must be used for the patient; staff must wear full sterile operating room personal protective clothing.
- ✓ Patients should inform their doctor of their infectious status. Preoperative testing of patients should be on clinical indication.
- ✓ All staff in the surgical team should be vaccinated against hepatitis B. Surgical staff should not perform exposure-prone procedures if they are considered actively infectious with human immunodeficiency virus, hepatitis B virus or hepatitis C virus .
- ✓ Staff with dermatitis or skin wounds should be excluded from the operating team
- ✓ Operating lists should allow sufficient time for adequate infection control activities, including routine cleaning and the appropriate disposal of clinical waste.
- ✓ The operating room should be cleaned as soon as practicable after surgery, including the correct disposal of sharps and clinical waste and cleaning of all surfaces.
- ✓ Reusable instruments should be immersed in warm water and detergent as soon as possible after use and must then be thoroughly cleaned in a designated clean-up area before sterilization.


**CONTROLLED**

	<h1>Care of Patients</h1>	Document ID	ARMCH/COP/01
		NABH:	COP 1,2,3,4,5,6,7,8
		Issue Date:	01.04.2022
		Version No.	1.5

8. Reference

Chapter 2 – Care of Patients - NABH Accreditation Standards for Hospitals, Fifth Edition, April 2020.

**CONTROLLED**

 <p><b>Ashwini</b> Rural Medical College Hospital &amp; Research Centre</p>	<h1>Care of Patients</h1>	Document ID	ARMCH/COP/01
		NABH:	COP 1,2,3,4,5,6,7,8
		Issue Date:	01.04.2022
		Version No.	1.5

## ANNEXURE A: SURGICAL SAFETY CHECKLIST

Before Induction of Anaesthesia      ~~Before~~ Before Skin Incision      ~~Before~~ Before Patient Leaves Operation Theatre

<p><b>SIGN IN</b></p> <hr/> <p>Patients has confirmed</p> <ul style="list-style-type: none"> <li>• Identity</li> <li>• Site</li> <li>• Procedure</li> <li>• Consent</li> </ul> <hr/> <p>Site marked / not applicable</p> <hr/> <p>Anaesthesia safety check completed</p> <hr/> <p>Pulse oxymeter on patient and functioning</p> <hr/> <p>Does patient have a: Known allergy?</p> <ul style="list-style-type: none"> <li>• No</li> <li>• Yes</li> </ul> <hr/> <p>Difficult airway/aspiration risk</p> <ul style="list-style-type: none"> <li>• No</li> <li>• Yes, and equipment/assistance available risk of &gt; 500ml blood loss (7ml/kg in children)</li> <li>• No</li> <li>• Yes. And adequate intravenous access and fluids planned.</li> </ul> <hr/> <p>Risk of &gt;500ml blood loss (7ml/kg in children)?</p> <ul style="list-style-type: none"> <li>• NO</li> <li>• Yes, and two IVs / central access and fluids planned</li> </ul>
--

<p><b>TIME OUT</b></p> <hr/> <p>Confirm all team members have introduced themselves by name and role</p> <hr/> <p>Surgeon, anaesthesia professional and nurse verbally confirm</p> <ul style="list-style-type: none"> <li>• Patient</li> <li>• Site</li> <li>• Procedure</li> </ul> <hr/> <p>Anticipated critical events</p> <ul style="list-style-type: none"> <li>• Surgeon reviews: what are the critical or unexpected steps, operative duration, anticipated blood loss?</li> <li>• Anaesthesia team reviews: are there any patient-specific concerns?</li> <li>• Nursing team reviews: has sterility (including indicator results) been confirmed? are there equipment issues or any concerns?</li> </ul> <hr/> <p>Has antibiotic prophylaxis been given within the last 60 minutes</p> <ul style="list-style-type: none"> <li>• Yes</li> <li>• Not applicable</li> </ul> <hr/> <p>Is essential imaging displayed?</p> <ul style="list-style-type: none"> <li>• Yes</li> <li>• Not applicable</li> </ul>
--

<p><b>SIGN OUT</b></p> <hr/> <p>Nurse verbally confirms with the team:</p> <p>The name of the procedure recorded</p> <p>That instrument, sponge and needle counts are correct (or not applicable)</p> <p>How the specimen is labeled (including patient name)</p> <p>Whether there are any equipment problems to be addressed</p> <hr/> <p>Surgeon, anaesthesia professional and nurse review the key concerns for recovery and management of this patient.</p>
---

CONTROLLED